

Together for our Planet - National Lottery Fund

▼


B*I*U

≡

≡

≡

Walworth Tool Network



▲

≡

CONTENTS

1. What is a tool share?
2. How does it serve the community?
3. Survey feedback: logistics
4. Survey feedback: tools
5. What could be accessible to members?
6. How would it function?
7. How would it function (continued)
8. The Process
9. Insurance
10. Borrowers/lenders agreement
11. Space
12. Inventory
13. Transport
14. Overheads & Memberships
15. What is the legacy/long-term mission?
16. Resources and sources



What is it?

A tool share is where tools are accessible to all network members (and potentially the wider community) for loan for a fee or for free. This can be facilitated through a central hub or several locations.

As well as a hub to learn how to use tools, and gain basic skills in repairing tools, machinery use, carpentry, woodwork, etc.



HOW WILL IT SERVE THE COMMUNITY GARDENING NETWORK? WHY TOOL SHARE?

- Give members access to **communal tools**
- Tool repair/care **workshops**. Encourage members to reduce waste and learn repair skills
- Members can **borrow and trial** items before making investments
- New community gardens and projects can **access resources** whilst they build their own
- **Sharing reduces** duplicates, helps recirculate tools & promoting lower carbon footprint



SURVEY FEEDBACK: LOGISTICS

(survey based on four responses)

- All in favour of an **online booking system**
- 50% willing to **pay up to £20**, 25% up to £40 and 25% up to £10
- The majority is in favour of **several locations** across Walworth
- **50% willing to host** a tool share shed
- Upskill workshops desired: tool sharpening, tool care/repair, creating confidence with power tools, Health & Safety, PA1 weed spraying license



SURVEY FEEDBACK: TOOLS OFFERED FOR LOAN BY NETWORK GARDENS

- Forks, spades, wheelbarrows

SURVEY FEEDBACK: TOOLS DESIRED

- Long ladders, cordless hedge trimmer, long lopping shears (for pruning trees)
- Ladders, loppers, bulb planters, circular saw and bench, spirit level
- Extendable pruning lopper. Fence post driver.
- Once-a-year type tools such as long loppers, saws, drills, bulb planters, ladder or scaffold platforms, tree planters/stump grinder, backpack weed sprayer (for clearing whole areas of perennial weeds)



WHAT COULD BE ACCESSIBLE TO MEMBERS?

TOOLS, MACHINERY, ETC.

- Hand-held tools (kids+adults)
- Rakes, brooms, wheelbarrows, water barrels
- Woodchipper
- Composting + wormery equipment
- Seed share

TRAINING/UPSKILLING

- Events on tool repair and care
- Basic woodwork & carpentry skills: make wooden dibbers, plant labels, build a raised bed
- Machinery basics, safety & repairs



1.

- One permanent location – shed on-site at member garden
- The tool library is open one day per week and managed by a coordinator
- An online database where members can see what tool availability
- Members to return tools on an open day in appropriate condition – to be checked by co-ordinator – logged on the database
- Training sessions for upskilling members

HOW WOULD IT FUNCTION?

2.

- Multiple 'hub' locations
- Tool library open per demand, staffed by a coordinator
- Members' obligations same as model 1
- The potential need for volunteers or more staff needed to cover the main coordinator (holidays, sick days, etc.)



- 'Tool pool' – connecting the wider community and owners of tools – that they are willing to loan – to share with the wider network
- Listed on an online database
- Guidelines on how to borrow, what condition to make a return and protocols i.e. how to cover costs of damaged items
- Workshops to be hosted at various gardens within the network

3.


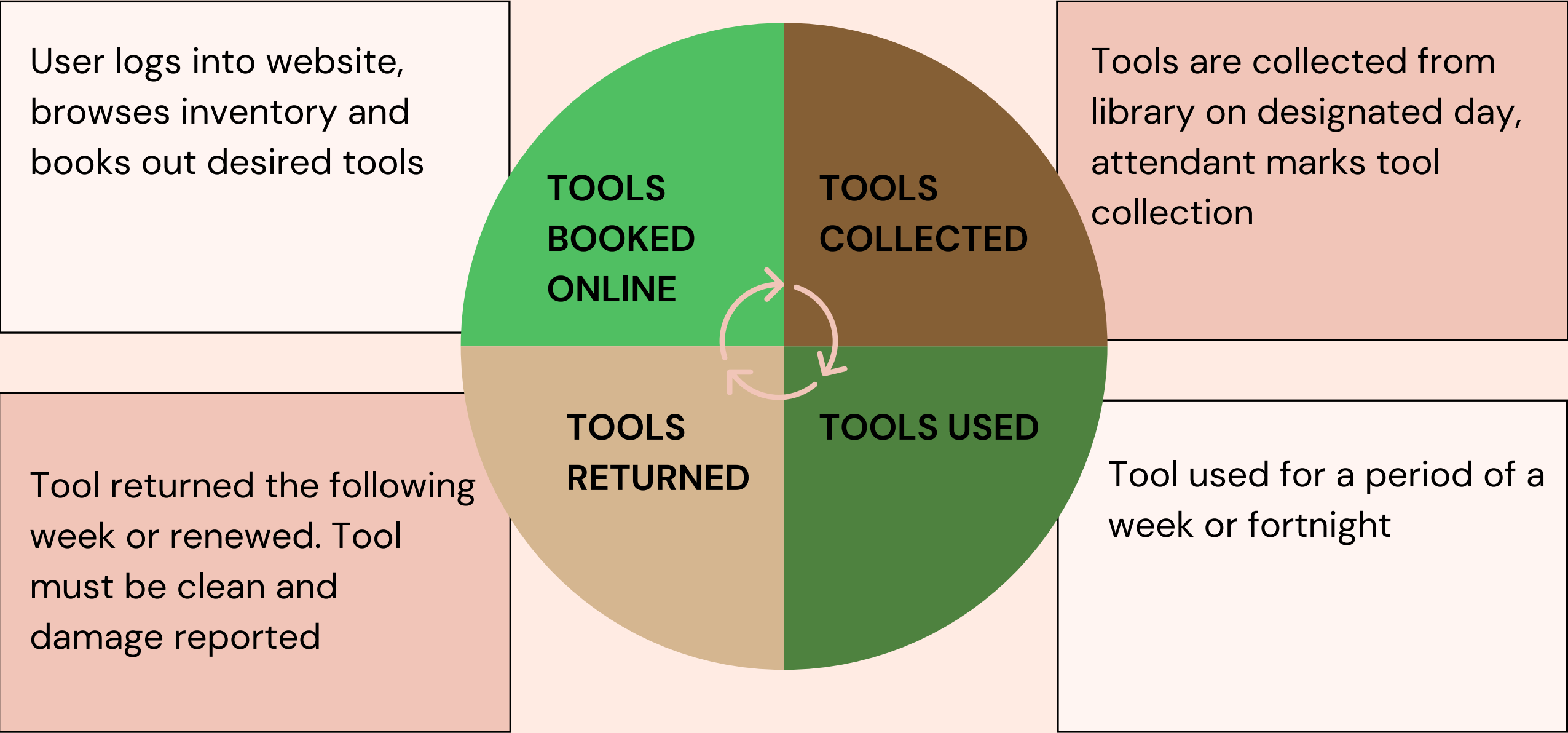
CO-ORDINATOR ROLE

- In charge of inventory, planning and delivering programming
- Update site listings, check on tool condition, monitor late items, etc
- Potential to be trained in machinery usage & repairs

7 hours per week – £15 ph – year-long contract

THE PROCESS

Members apply online or in person and pay a pay-what-you-can donation. Once given their membership, members browse the inventory and reserve tools online. During opening hours, when the Tool Library is manned, members can collect and return tools. Initially, tools must be taken out for a period of one week to ensure members' access to the full inventory.





INSURANCE

Property Insurance

If any of your items are worth more than £1,500, you may need to add extra cover to your insurance policy. Usually policy will cover upto £5000 worth of contents.

- *Considerations – installing an alarm*
- *No windows to deter thief*
- *Location/size/evaluate contents*

BORROWERS/LENDERS AGREEMENT

- Understanding from members of rules before agreeing
- Expectations & conditions i.e. for late/no returns. Do we want to charge fees? What could fees contribute? (tools fund, training sessions)
- Basic agreement sample in 'Start A Lending Library' PDF & from Jack Narbed (Glengall Wharf Garden)



SPACE

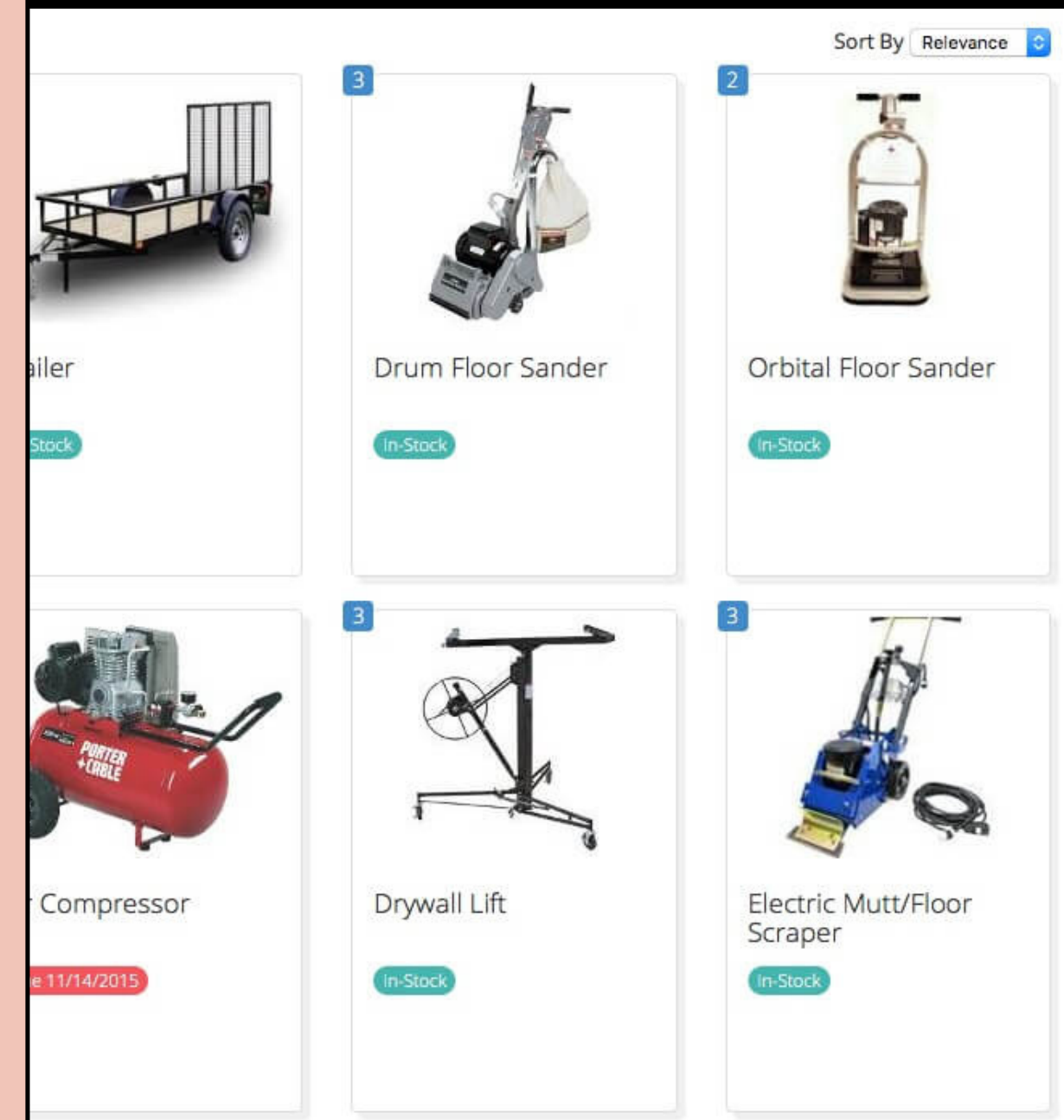
- Safety of the space – checking coverage
- Do we want a storage shed or a space where we have room for larger items
- Large enough for hosting workshops year-round?
- Offer of space at Brandon Estate
- Offer of space at a shed – already stationed – at Alberta Estate
- Suggestion to connect with the north of the borough (serve more of Elephant.)
Would BOST/Green Hub want to be involved to cover the no



INVENTORY

USE OF MYTURN PLATFORM (LIBRARY OF THINGS)

- Inventory: photos, basic info, number of items available, pdfs available on specific information for use
- How long do we loan items for? A week?
- Receipts – electronic or printed system – to protect both members & the system
- Electronic reminders of due dates – default setting
- Do we want revenue from late fees?
- What about write-off items?
- Diplomacy: what would members be willing to donate, to begin with? (surpluses) and a vote from the network members on what tools to invest in
- Do we want to ask the wider Southwark community for donations? Sponsors for larger ones?





TRANSPORT

- What is the best method to help gardens with limited access to transport items?
Use <https://pedalme.co.uk/our-service/service/>
- Buy our own bicycle trolley?
- Heavy items i.e. wood chipper, composters, rain barrels how to best transport?

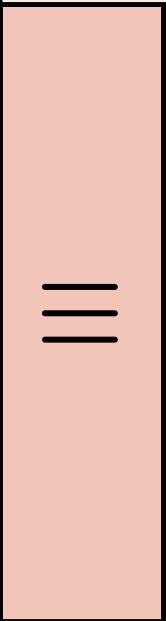
OVERHEADS

Item/service	Cost	Time period	Notes
Tools	£1,000.00	-	Could be less
MyTurn	£250.00	Per year	
Insurance	£100.00	-	
Tablet	£90.00	-	
Internet (at locations)	£38.00	-	
Square (card reader)	£16.00	-	
Worldplay (site payments)	£120.00	Per year	
Publicity	£100.00	-	
Staff	£2,880.00	24 days over 6 months	192 hours at £15 p/h
TOTAL COST	£4,594.00		

& MEMBERSHIPS

Standard suggested membership: £20/y + £10 deposit (pay-what-you-can)
Contributor membership: £15/y + £10 deposit + tool donation (pay-what-you-can)
Pay-forward membership: £40/y + £10 deposit

Membership	Deposit	Members	Total
£20.00	£10.00	1	£30.00
£20.00	£10.00	10	£300.00
£20.00	£10.00	30	£900.00
£20.00	£10.00	50	£1,500.00
£20.00	£10.00	100	£3,000.00



WHAT IS THE LEGACY/LONG-TERM MISSION?

Where do we want this project to be in 2 years? or 5 years?

What does that look like?

And what resources will we need available to facilitate that?



Sources and Resources

Sources

<https://www.indiegogo.com/projects/leeds-tool-library-at-hyde-park-source#/>
<https://ellenmacarthurfoundation.org/circular-examples/how-tool-sharing-could-become-a-public-utility>
<https://wickcuriosityshop.net/collection/tool-library>
<https://sharestarter.org/?mdocs-file=12143>

Resources

Local connections

The Remakery, SE5: <https://remakery.spaces.nexodus.com> (programmes reusing surplus waste, facilitators in upskilling)
The Good Life Centre, SE1: <https://www.thegoodlifecentre.co.uk> (facilitators in ‘hands-on’ skills)
South London Makerspace, SE4: <https://southlondonmakerspace.org> (facilitators in woodwork)

